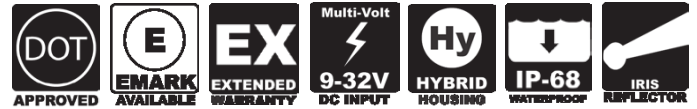




LED HEADLIGHT



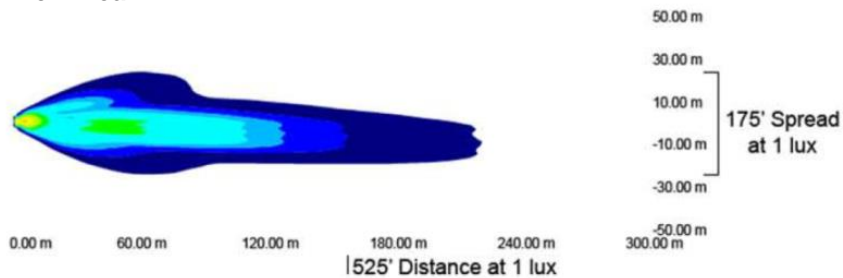
MLHL-46 LED Headlight are a simple way to dramatically boost the total light output of your vehicle. Within the one housing the headlight has your low beam, high beam and a daytime running light around the outer edge. Meeting DOT requirements

Added Features

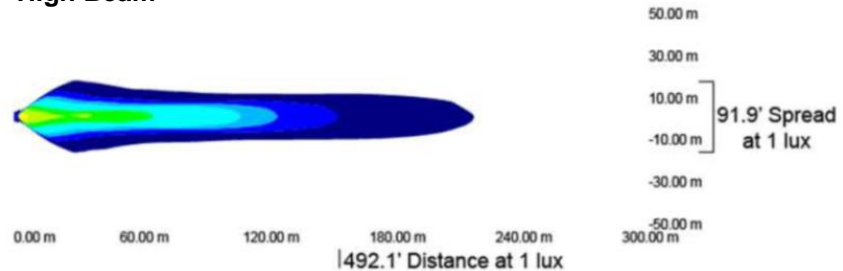
- Multiple Wiring Accessories Available
- Hybrid Aluminum Housing
- Polycarbonate Lens
- Sold as a kit of 2 or Individually for replacement
- Plug and Play replacement
- H4 Factory plug

BEAM PATTERNS

Low Beam



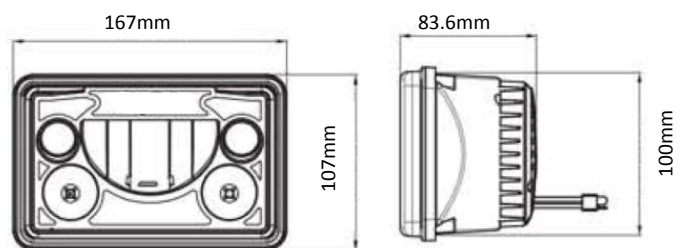
High Beam



SPECIFICATIONS

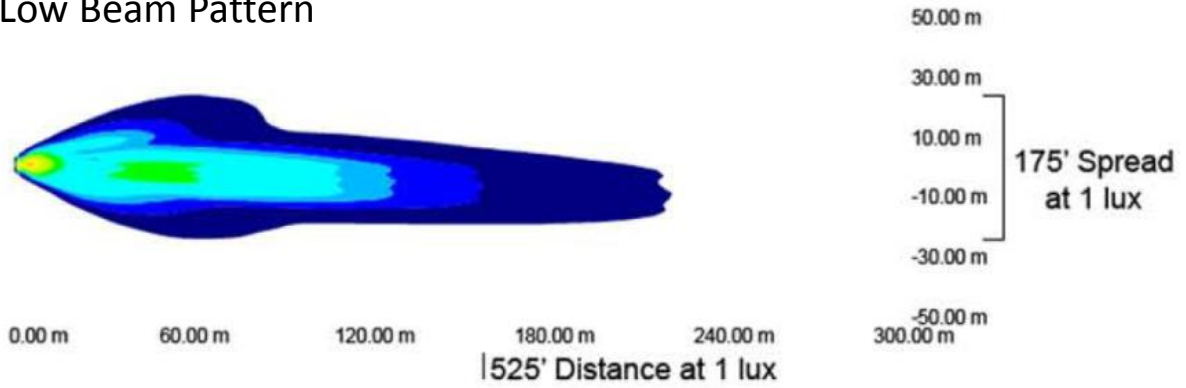
Wattage High / Low / Halo	20 / 23 / 8 W
Effective Lumens	2,947 lm
Raw Lumens	4,210 lm
Voltage	9-32 VDC
Amp Draw (12V) High / Low / Halo	1.67 / 1.92 / 0.67 A
Connector	H4
Weight	0.88 kg
Dimensions	167x107x83.6mm
IP Rating	IP68
LED Lifespan	50,000 hrs
Vibration Rating	21 Grms
Operating Temp	-40° ~ +85°C

DIMENSIONS




COMPARISON HEADLIGHT MLHL-46 LED vs STOCK HALOGEN


MLHL-46 Low Beam Pattern



Outer MLHL-46 Low Beams

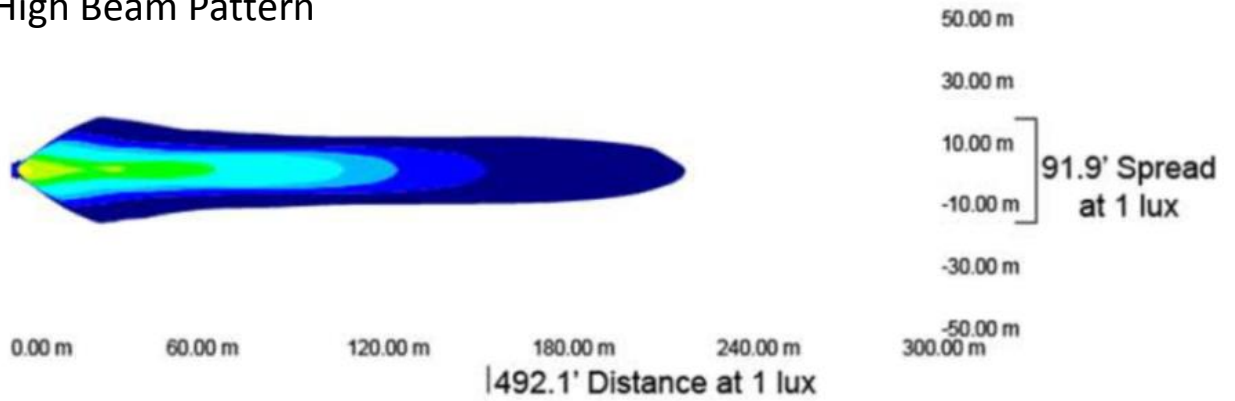


Outer Halogen Low Beams




COMPARISON HEADLIGHT MLHL-46 LED vs STOCK HALOGEN

MLHL-46 High Beam Pattern



Inner MLHL-46 High Beams



Inner Halogen High Beams

